



OpenOSPFD

Claudio Jeker <claudio@openbsd.org>

Introduction

- ▶ maintain routing table automatically
- ▶ choose "best" path
- ▶ recover from network failures (reroute)
- ▶ default free routing
- ▶ divide Internet into autonomous systems (AS)
 - same administrative domain
 - internal vs. external view
 - aggregate prefixes

Introduction

▶ EGP

- Exterior Gateway Protocol
- Exchange prefixes between AS
- Features
 - Routing policies
 - scalable - 150k routes
- BGP

▶ IGP

- Interior Gateway Protocol
- Routing table calculation inside an AS
- Features
 - fast response to network changes
 - neighbor discovery
- RIP, OSPF, IS-IS

Introduction - Routing Algorithms

▶ Distance Vector Algorithms

- exchange of routing tables between neighbors
- compare tables and choose best routes
- redistribute again
- Features
 - easy to implement
 - ability to express routing policies
- Problems
 - slow propagation of changes
 - count to infinity
 - ◀ Path distance vector algorithm does not suffer from this problem
- Examples
 - RIP, BGP (path distance vector)

Introduction - Routing Algorithms

▶ Link-State Algorithms

- every router sends out his link-states
- all router keep a database of all link-states
- calculates shortest path
- Features
 - good convergence properties
 - automatic neighbor discovery
- Problems
 - complex because the database needs to be in sync
- Examples
 - IS-IS, OSPF

OSPF - Features

- ▶ Most used IGP
- ▶ IPv4 only -- OSPFv3 implements IPv6
- ▶ Link State Protocol
- ▶ Implemented as own IP protocol (not TCP or UDP)
- ▶ Router discovery via multicast
- ▶ Support for areas to divide network
- ▶ IETF designed
 - super complex and badly documented protocol

OSPF - Link-State Database

- ▶ 5 different Link-State announcements
 - router LSA
 - network LSA
 - summary LSA for networks
 - summary LSA for AS border routers
 - AS external LSA
- ▶ All LS databases in area need to be in sync
- ▶ Routing table is generated by a shortest-path-first calculation using router and network LSA.
- ▶ remaining LSA types are evaluated and added in a second step

OSPF - Router Discovery

- ▶ Hello Packets sent all 10 seconds
- ▶ sent via multicast
- ▶ bidirectional communication enforced
 - a list of all routers from where a hello was received lately included in hello

- ▶ Designated Router (DR)
 - only on broadcast networks
 - reduces the amount of packets sent
 - DR does flooding and retransmission on behalf of all other routers
 - Backup designated router in case DR fails
 - complex and error prone (imprecise RFC)

OSPF - Database Synchronisation

▶ Initial synchronisation

- exchange of database description packets in a way like tftp
- request of LSA entries that are newer
- receive of requested LSA
- retransmit LS requests after a time-out (packet loss)

▶ Flooding

- flooding keeps all LS DBs in sync
- every router resends new LS updates
- every LS update needs to be acknowledged
- retransmit LS updates after a time-out (packet loss)

OSPF - Areas

- ▶ Divide large network into smaller areas
- ▶ every area is connected to the backbone area
- ▶ if no direct link is available a virtual link is required
- ▶ additional duties for area border routers
 - originating summary LSA into connected areas
- ▶ network needs to be designed for areas!
- ▶ in most cases not needed

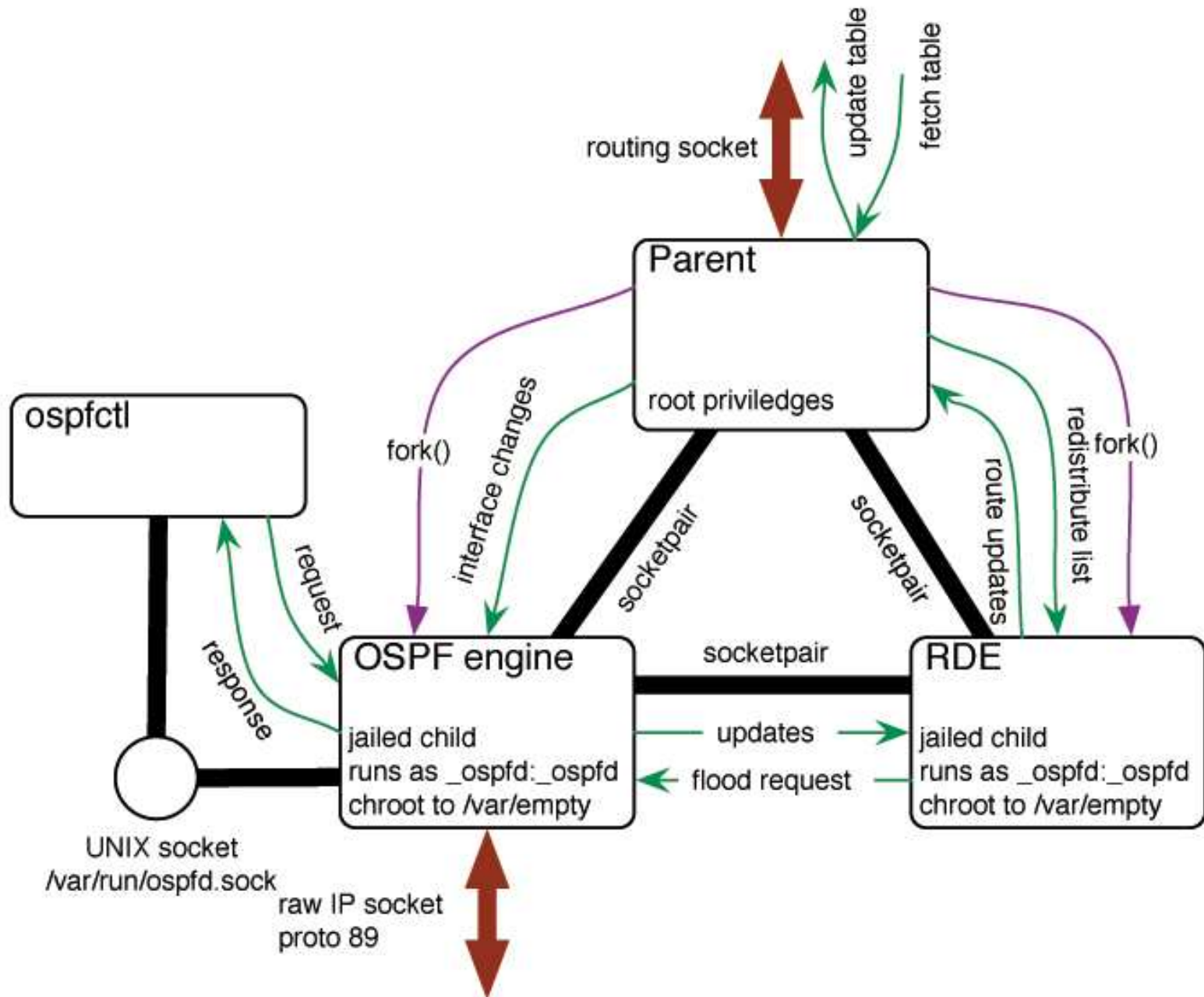
Design - Overview

- ▶ Major points: secure, stable, efficient
- ▶ steal as much as possible

- ▶ "stolen" from OpenBGPD
 - 3 processes
 - privilege separation
 - buffer management
 - imsg framework for internal messaging
 - kroute - routing table management

- ▶ differences
 - raw IP packets instead of TCP session
 - more concurrent timers and finite state machines
 - use of libevent instead of poll

Overview



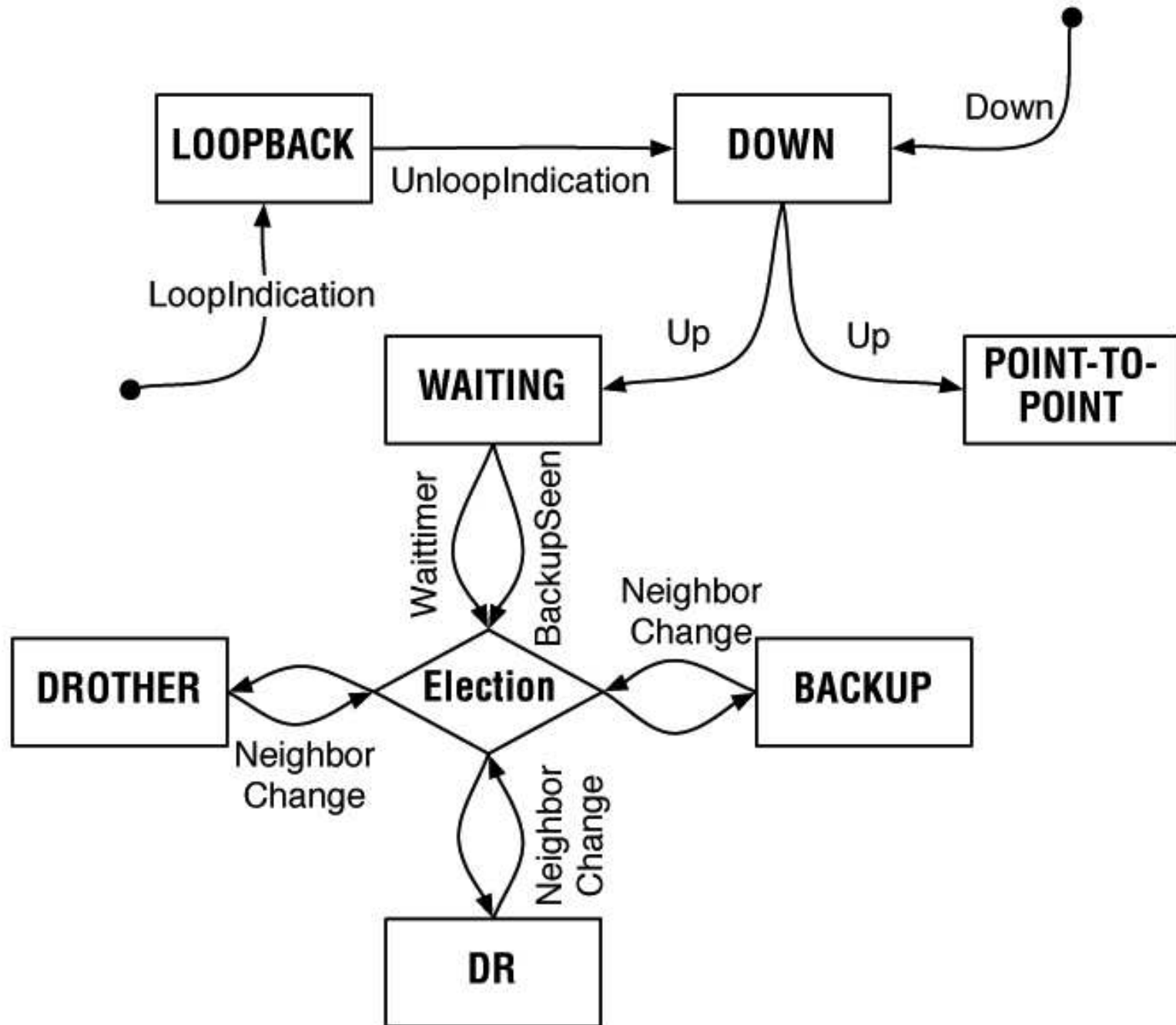
Parent Process

- ▶ Responsible for getting the routes into the kernel
- ▶ Tracks interface link states
- ▶ Maintains its own copy of the kernel routing table
- ▶ Fetches the kernel routing table and interface list on startup

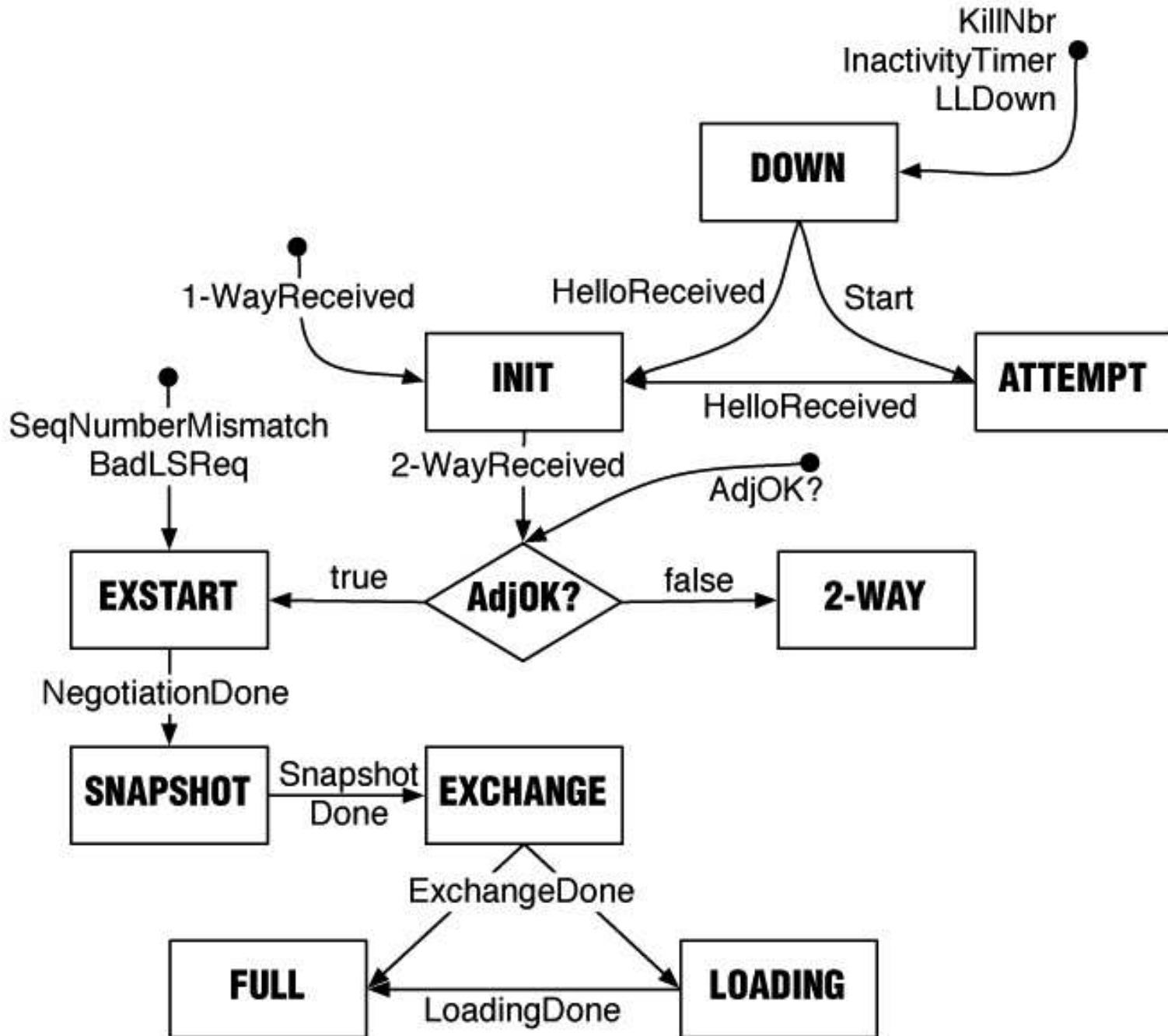
OSPF Engine

- ▶ Listens on the raw IP socket
- ▶ Verifies and processes the packets
- ▶ Interface finite state machine
 - DR / BDR election process
- ▶ Neighbor finite state machine
- ▶ Initial Database Exchange
- ▶ Reliable flooding of LS updates (retransmits)

OSPF Engine - Interface FSM



OSPF Engine - Neighbor FSM



RDE

- ▶ stores LS database
- ▶ calculates SPF tree
- ▶ informs parent process about routing table changes
- ▶ redistribution of networks (ASBR)
- ▶ summary LSA generation if ABR

ospfctl

▶ shows current status of ospfd

▶ Important commands:

▶ ospfctl show neighbor

```
cjeker@diavolezza:~> ospfctl show neighbor
```

ID	Pri	State	DeadTime	Address	Interface
0.0.0.1	1	INIT/DROTHER	00:00:33	62.48.4.38	fxp0
62.48.4.5	1	FULL/DR	00:00:30	62.48.4.5	fxp0
62.48.4.3	1	FULL/BACKUP	00:00:30	62.48.4.3	fxp0

ospfctl

▶ ospfctl show interface

```
cjeker@diavolezza:~> ospfctl show interface
```

```
Interface fxp0 is 2, line protocol is UP  
  Internet address 62.48.4.4/24, Area 0.0.0.0  
  Router ID 62.48.4.4, network type BROADCAST, cost: 10  
  Transmit delay is 1 sec(s), state DROTHER, priority 1  
  Designated Router (ID) 62.48.4.5, interface address 62.48.4.5  
  Backup Designated Router (ID) 62.48.4.3, interface address 62.48.4.3  
  Timer intervals configured, hello 10, dead 40, wait 40, retransmit 5  
    Hello timer due in 00:00:04  
  Neighbor count is 3, adjacent neighbor count is 2
```

ospfctl

▶ ospfctl show database

```
cjeker@diavolezza:~> ospfctl show database
```

```
Router Link States (Area 0.0.0.0)
```

Link ID	Adv Router	Age	Seq#	Checksum
0.0.0.1	0.0.0.1	213	0x80000002	0x7d25
62.48.4.3	62.48.4.3	292	0x80000004	0xadcl
62.48.4.4	62.48.4.4	296	0x80000004	0xabc0
62.48.4.5	62.48.4.5	293	0x80000002	0x2f43

```
Net Link States (Area 0.0.0.0)
```

Link ID	Adv Router	Age	Seq#	Checksum
62.48.4.5	62.48.4.5	217	0x80000004	0x8774

ospfctl

► ospfctl show database - detailed output

```
cjeker@diavolezza:~> ospfctl show database router
```

```
Router Link States (Area 0.0.0.0)
```

```
LS age: 269
```

```
Options: *|*|---|E|*
```

```
LS Type: Router
```

```
Link State ID: 0.0.0.1
```

```
Advertising Router: 0.0.0.1
```

```
LS Seq Number: 0x80000002
```

```
Checksum: 0x7d25
```

```
Length: 48
```

```
Flags: *|*|*|*|*|---|
```

```
Number of Links: 2
```

```
Link connected to: Stub Network
```

```
Link ID (Network ID): 192.168.5.0
```

```
Link Data (Network Mask): 255.255.255.0
```

```
Metric: 12
```

```
Link connected to: Transit Network
```

```
Link ID (Designated Router address): 62.48.4.5
```

```
Link Data (Router Interface address): 62.48.4.38
```

```
Metric: 20
```

Usage - Configuration

```
# global configuration
router-id 10.28.4.65

# route redistribution
redistribute connected
redistribute static

# areas
area 0.0.0.0 {
    interface lo1

    interface em0 {
        metric          10
        auth-type       crypt
        auth-md-keyid   1
        auth-md         1          "sdf&*di12"
    }

    interface vlan202 {
        metric          50
        auth-type       crypt
        auth-md-keyid   5
        auth-md         5          "Flkjds/8id@"
    }
}
```

Usage - Carp and ospfd

- ▶ carp - Common Address Redundancy Protocol
- ▶ ospfd - routing daemon using network redundancy for re-routing
conflicts!
... but very powerful if used correctly
- ▶ Impossible to run OSPF on a carp interface
- ▶ Instead use carp to connect a LAN with servers to an OSPF cloud
 - more than one ospf router
 - default gateway on servers is carped and does not change
- ▶ Use a "passive" carp interface and multiple ethernet interfaces to connect router to the OSPF cloud; link-state of carp interface is tracked
 - route in the OSPF cloud will always point to the active carp interface

Usage - interface metric

- ▶ "metric does not work"
 - high metric on a interface seems to be ignored
- ▶ OSPF calculates path through the network
 - reverse path may have a different cost
- ▶ On broadcast networks only the metric into the network is added
 - to control incoming traffic outgoing interfaces need to be adjusted

Future plans

- ▶ Config reload
- ▶ Even better carp support
 - Making announcements dependent on interface link state
- ▶ Interface group support
 - Mostly for dynamic clonable interfaces
 - Makes it possible to configure interfaces that are not present on startup

More future plans

- ▶ "redistribute bgp" and especially dependant on route label
- ▶ Possibility to add aggregation networks for areas
 - Only needed on ABRs.
 - Telling to add 10.1.128.0/19 instead of 10.1.129.64/28 as soon as an area gets active.
- ▶ Conversion table of route labels to AS-ext route ID tags and especially back
- ▶ Finally commit all M I have in my trees

Evil future plans

- ▶ Make it possible to determine if all routers are in sync
- ▶ Make it possible to create a network graph from the LS DB
 - creates nice coloured network graphs for web pages
- ▶ Add a way to calculate the rib for any router in the network
 - The LS DB includes all necessary information
 - perfect for monitoring systems
- ▶ After all is done I may perhaps start on OSPFv3 aka IPv6 support

Thanks

- ▶ Esben Norby <norby@openbsd.org>, who started with the OpenOSPF project and implemented large parts of it.
- ▶ Andre Oppermann <oppermann@networx.ch> and Internet Business Solutions AG for "sponsoring" my work on OpenOSPF.
- ▶ Henning Brauer <henning@openbsd.org> and the rest of the OpenBSD gang for a lot of code to steal from.